




ADDITIONAL ORDER INFORMATION

EZ ELECTRIC POWER STEERING


MG B


There are various different types of steering column used. Check info below first and select the correct product name of the EZ-unit.

5 types of steering columns used for the MG B

MG B1						
Total length shaft	Total length tube	Splines steering wheel (splines x mm)	Splines at the bottom (splines x mm)	Steering lock	Safety/collapsible	Product name of EZ-unit
782 mm	610 mm	48 x 19	Male 48 x 19	No	No	MG B1

MG B1,5						
Total length shaft	Total length tube	Splines steering wheel (splines x mm)	Splines at the bottom (splines x mm)	Steering lock	Safety/collapsible	Product name of EZ-unit
782 mm	610 mm	36 x 17,5	Male 48 x 19	No	No	MG B1,5

MG B2						
Total length shaft	Total length tube	Splines steering wheel (splines x mm)	Splines at the bottom (splines x mm)	Steering lock	Safety/collapsible	Product name of EZ-unit
782 mm	535 mm	36 x 17,5	Male 48 x 19	Yes	Yes	MG B2/LE

MG B3						
Total length shaft	Total length tube	Splines steering wheel (splines x mm)	Splines at the bottom (splines x mm)	Steering lock	Safety/collapsible	Product name of EZ-unit
720 mm	585 mm	36 x 17,5	Male 48 x 19	Yes	Yes	MG B3 version 1
782 mm	640 mm	36 x 17,5	Male 48 x 19	Yes	Yes	MG B3 version 2